



ಬೃಹತ್ ಬೆಂಗಳೂರು ಮಹಾನಗರ ಪಾಲಿಕೆ
Bruhat Bengaluru Mahanagara Palike



BBMP COVID-19 WAR ROOM 12.03.2023

BBMP / COVID-19 WAR ROOM / BULLETIN – 1084/ 12.03.2023 / #BBMPfightsCOVID19



OVERVIEW OF COVID-19 IN BENGALURU



CASE TRENDS ACTIVE CASES **335**

<u>Confirmed Cases</u>	<u>Recovered Cases</u>	<u>Death Cases</u>
39 18,78,757 [#]	22 18,61,430 [#]	0 16,992 [#]

HOSPITALIZATION **42**

<u>ICU – V</u>	<u>ICU</u>	<u>HDU</u>	<u>General</u>
2	13	2	25

INCLUDES GOVT. QUOTA AND PRIVATE WALK-IN HOSPITALIZATION

VACCINATION **73** 2,06,96,421[#]

<u>First Dose</u>	<u>Second Dose</u>	<u>Precaution Dose</u>
10 96,89,363 [#]	16 95,11,055 [#]	47 14,96,003 [#]

TRIAGING

MTU
5

Tele Triage
32

ACTIVE CZs

0

MCZs (< 5 cases)
0

Clusters (> 5 cases)
0

TESTING **601** 3,21,91,906[#]

<u>Positivity :7.70%</u>	<u>RAT</u>	<u>RTPCR</u>
<small>*FOR LAST 7 DAYS</small>	63	538

: indicates cumulative numbers till date



ABSTRACT OF COVID-19 SCENARIO IN BENGALURU

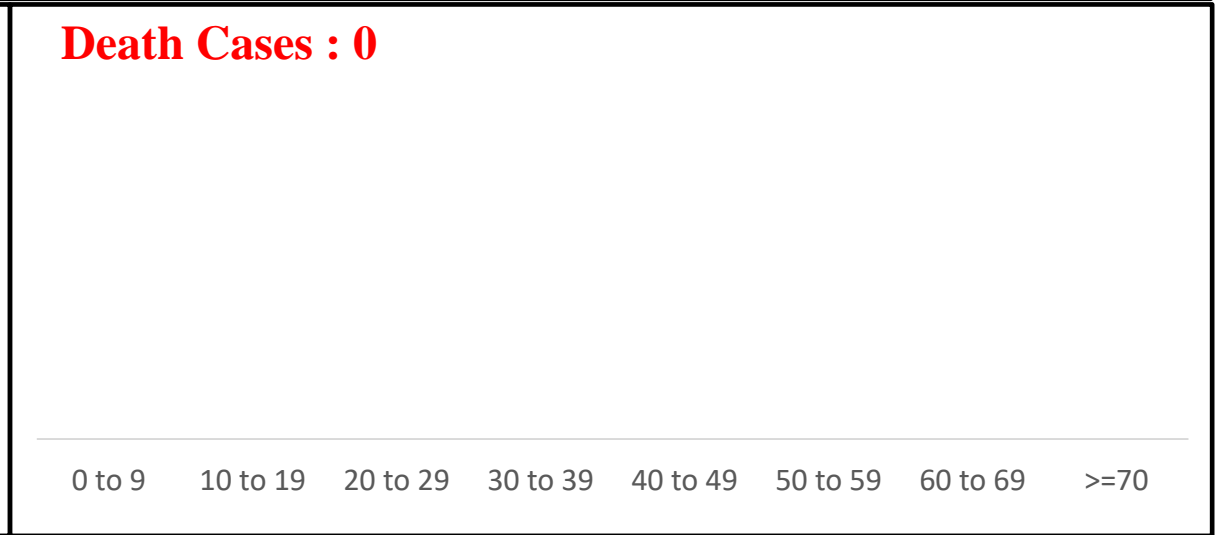
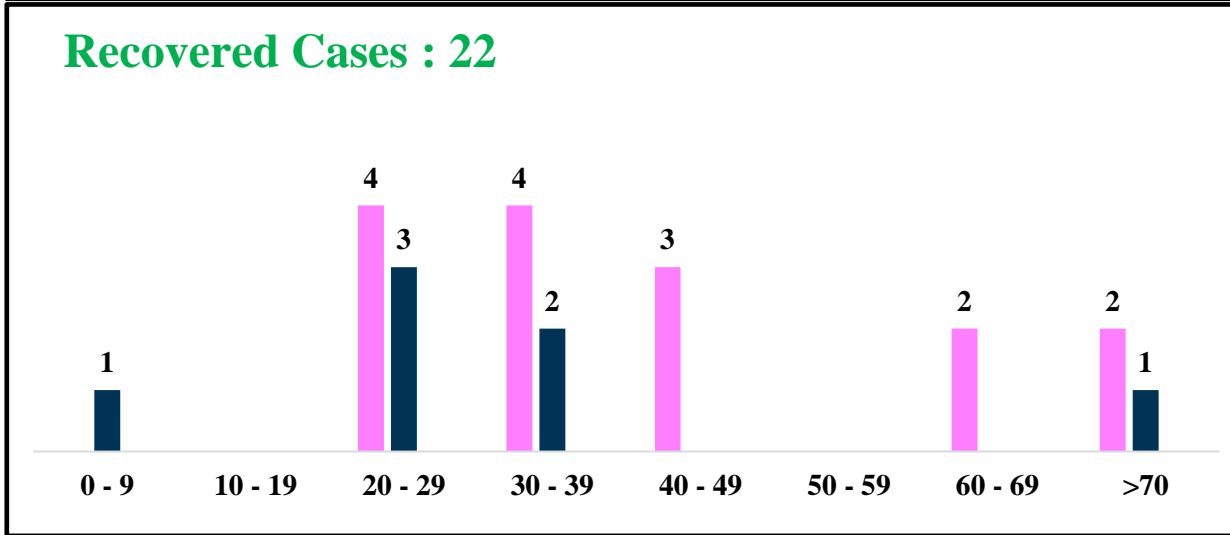
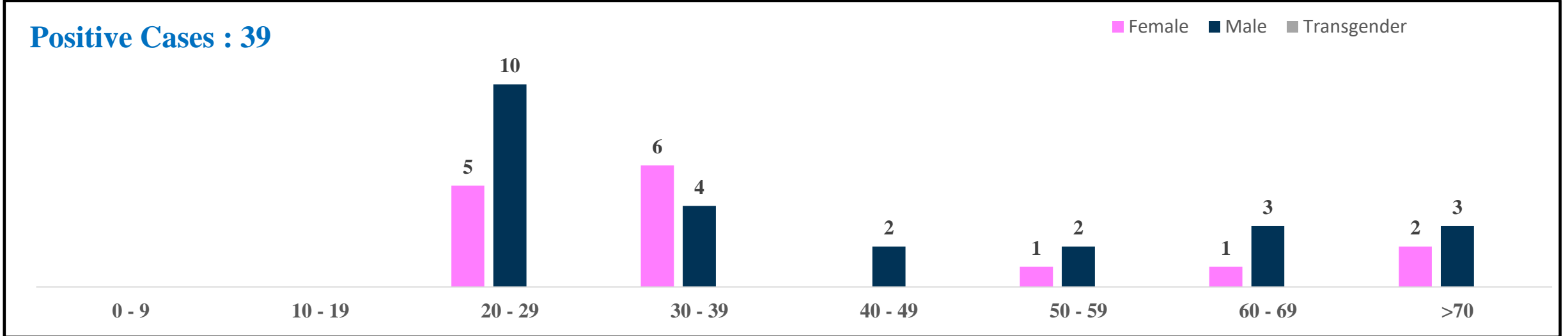


	MALE			FEMALE			TRANSGENDER			TOTAL		
	Last 24 Hours	Last 7 Days	Cumulative	Last 24 Hours	Last 7 Days	Cumulative	Last 24 Hours	Last 7 Days	Cumulative	Last 24 Hours	Last 7 Days	Cumulative
Positive Cases	24	214	11,07,750	15	177	7,70,811	0	0	196	39	391	18,78,757
Recovered Cases	7	187	10,95,229	15	149	7,65,071	0	0	187	22	336	18,61,430
Death Cases	0	1	10,762	0	0	6,226	0	0	4	0	1	16,992
Total Tests Done	In Last 24 hrs. : 601			In last 7 days : 5,080			Cumulative : 3,21,91,906					
Vaccine Doses Administered	In Last 24 hrs. : 73			In last 7 days : 298			Cumulative : 2,06,96,421					
ACTIVE CASES									335			

*Covid deaths occurred today : 00 | Covid deaths occurred beyond last 24hrs., reported today : 00



LAST 24 HOURS AGE GROUP AND GENDER WISE DISTRIBUTION

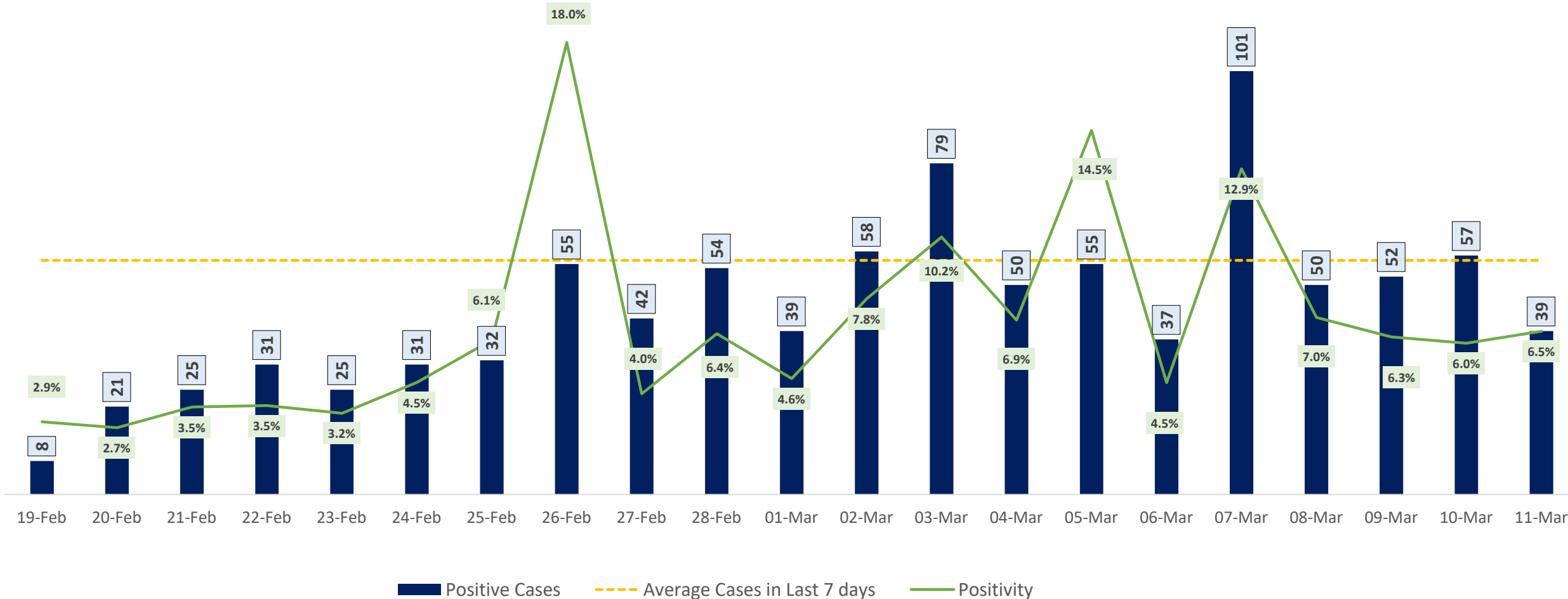




POSITIVITY RATE OF BENGALURU – LAST 21 DAYS



Average Cases in Last 7 days : 56

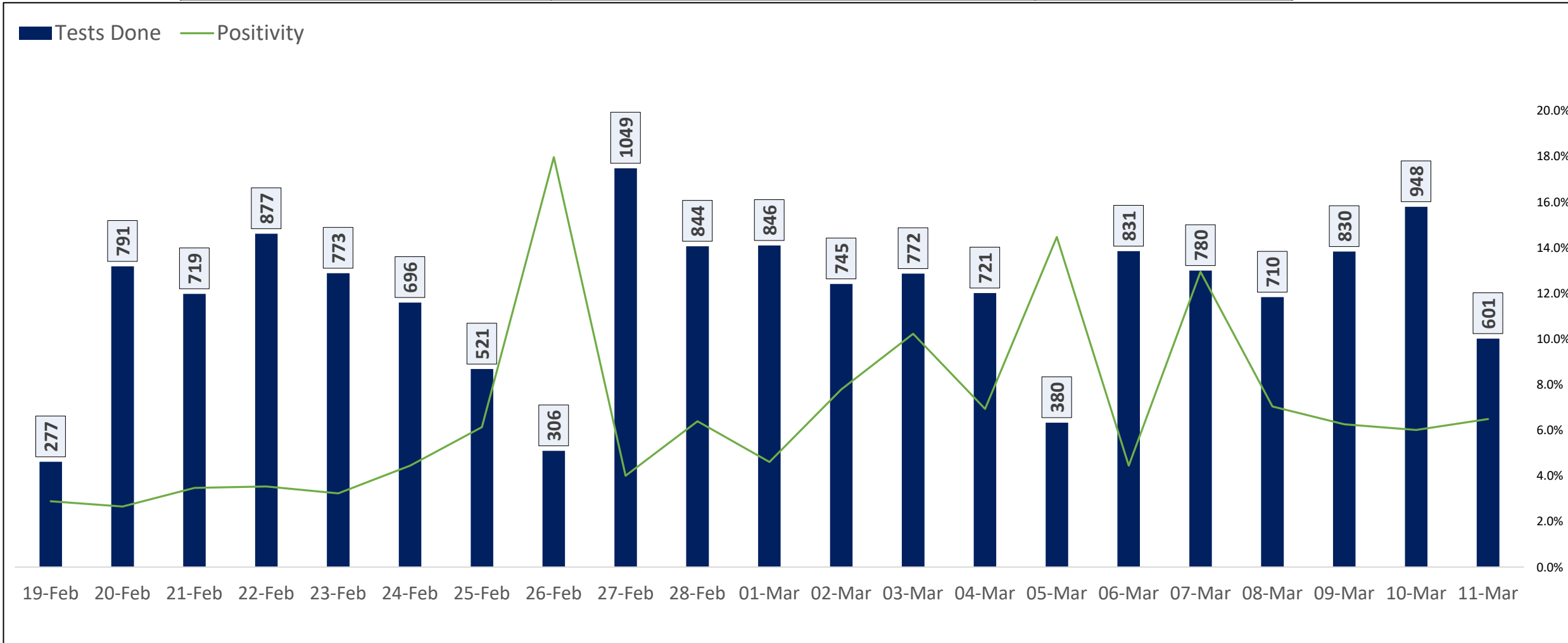




TESTING TRENDS IN BENGALURU

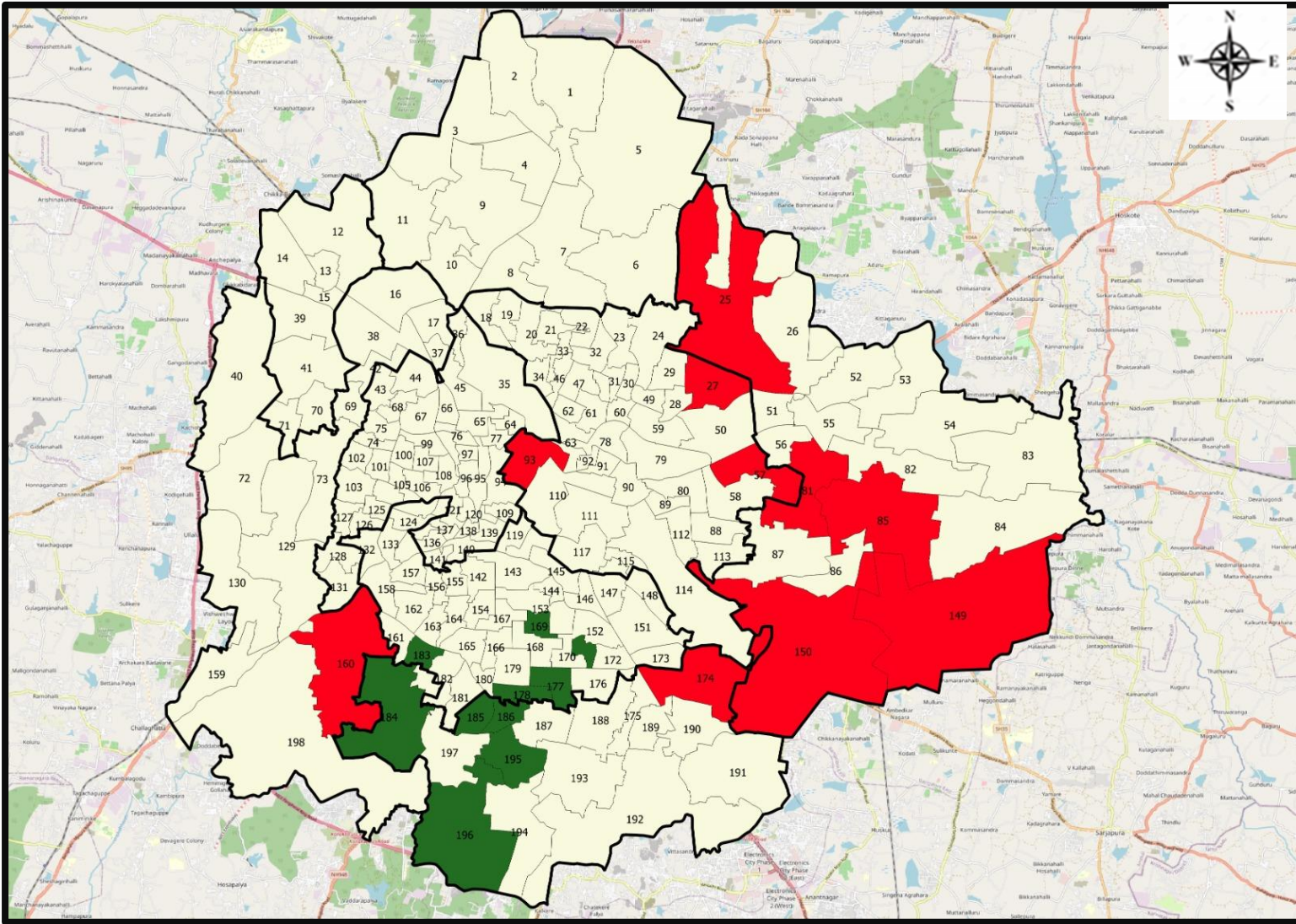


Total Test Conducted Till Date	Test Conducted Last 24 hours	Last 7 Days Average
3,21,91,906	601	726





BENGALURU URBAN MAP SHOWING TREND OF POSITIVE CASES IN LAST 7 DAYS



Top 10 wards reporting highest number of positive cases in last 10 days

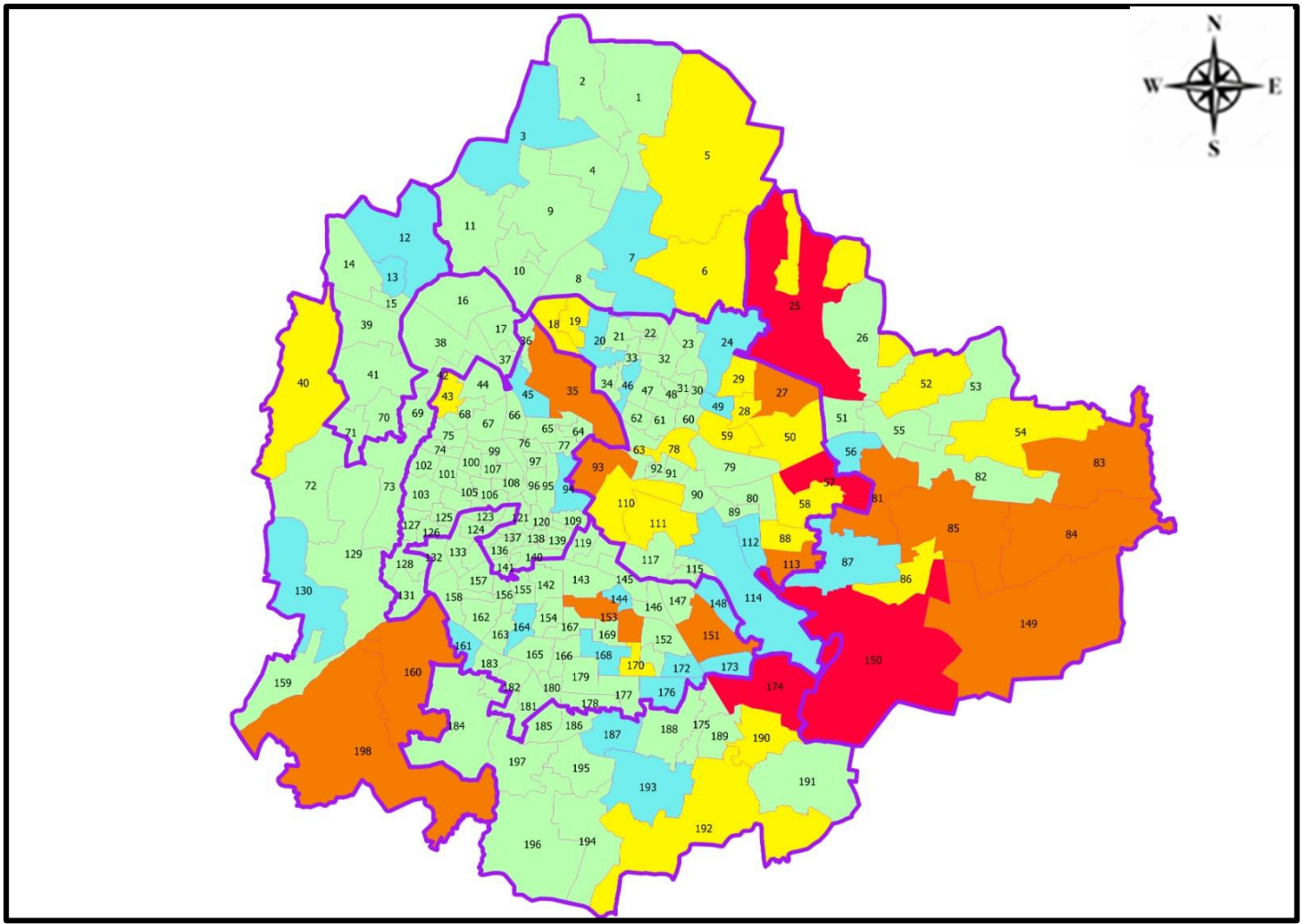
Ward No.	Ward Name	Daily Cases Average
150	Bellanduru	4
57	CV Raman Nagar	2
174	HSR Layout	2
25	Horamavu	2
85	Dodda Nekkundi	2
160	Rajarajeshwari Nagar	2
149	Varthuru	1
27	Banasavadi	1
81	Vijnana Nagar	1
93	Vasanth Nagar	1







Top 10 wards reporting least number of positive cases in last 7 days

Ward No.	Ward Name	Daily Cases Average
196	Anjanapura	0
195	Konanakunte	0
186	Jaraganahalli	0
185	Yelchenahalli	0
184	Uttarahalli	0
183	Chikkalsandra	0
178	Sarakki	0
177	J P Nagar	0
171	Gurappanapalya	0
169	Byrasandra	0



BENGALURU MAP SHOWING INTENSITY OF POSITIVE CASES IN LAST 7 DAYS



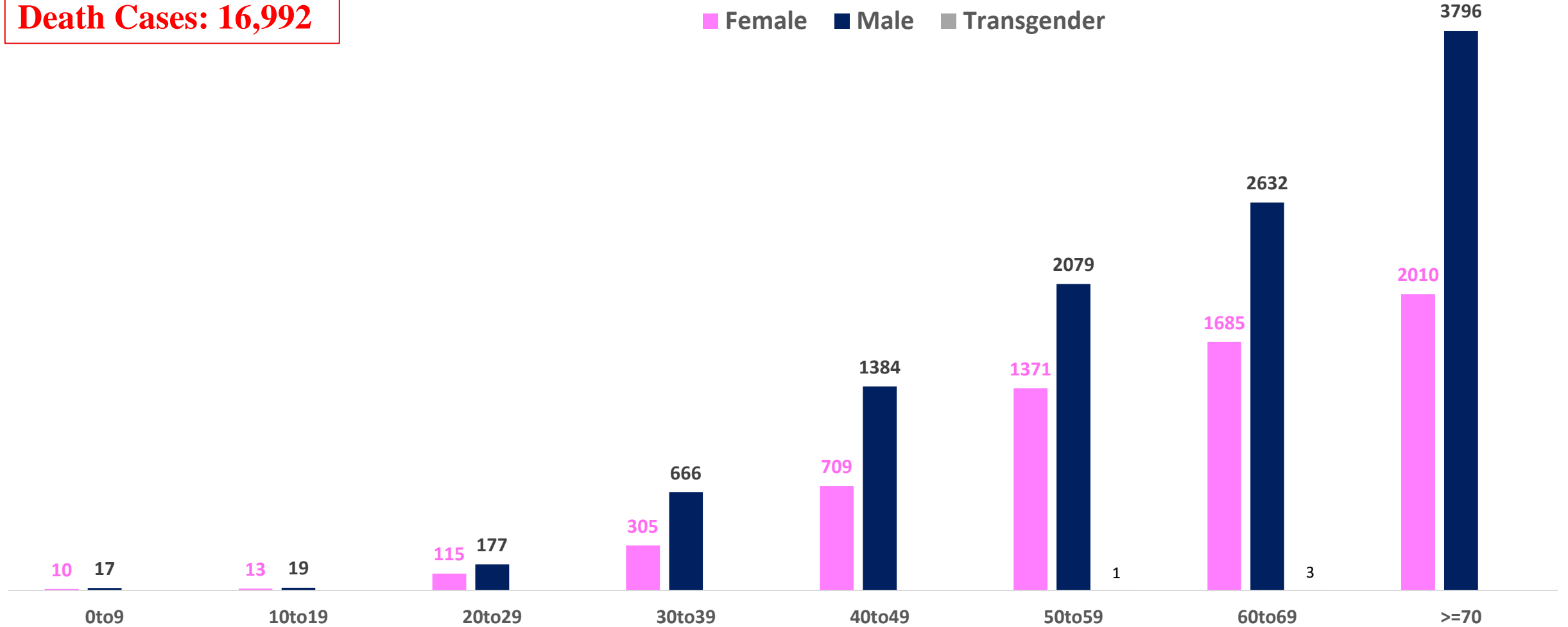
-  **Level 1 : 0 to 1 Cases**
-  **Level 2 : 1 to 3 Cases**
-  **Level 3 : 3 to 5 Cases**
-  **Level 4 : 5 to 10 Cases**
-  **Level 5 : More than 10 Cases**
-  **Zone Boundaries**



AGE AND GENDER WISE DISTRIBUTION OF DEATH CASES



Death Cases: 16,992





SNAPSHOT OF COVID-19 CASES IN BENGALURU URBAN



**Total Wards With
< = 5 Cases* :
181**

**Tests Conducted
on 11.03.2023:
601**

**Recovery
Rate*:
99.08%**

**Total
Active Cases :
335**

**Total Vaccinated
on 11.03.2023:
73**





**Positivity
Rate* :
7.70%**

**Active
Rate*:
0.02%**

**Case
Fatality Rate* :
0.26%**

*Total positive cases In the past 7 days


*CFR and positivity is for Past 7 days

Download BBMP Bulletin	https://apps.bbmpgov.in/covid19/mediabulletin.php
To register for vaccination :	https://selfregistration.cowin.gov.in/
BBMP COVID19 Dashboard:	https://apps.bbmpgov.in/covid19/
Follow us on:	 www.facebook.com/bbmp.comm1/
	 twitter.com/BBMPCOMM
	  BBMPSplHealth




ಬೃಹತ್ ಬೆಂಗಳೂರು ಮಹಾನಗರ ಪಾಲಿಕೆ
Bruhat Bengaluru Mahanagara Palike

List of Functional Namma Clinics

1 

Scan the QR code to find Namma Clinic Locations

2 

  @BBMPSplHealth

Issued by:

Honorable Chief Commissioner, BBMP
Special Commissioner Health, BBMP
MD, Bengaluru Smart City Limited

THANK YOU !

